

Contents

BANQUET CHAIRS

New Trend Series	P.002
Fusion Series	P.008
Harmony Series	P.012
Premier Series	P.022
Action Back Series	P.026
Comfort Series	P.036
Marina Series	P.040
Denver Series	P.042
Bermuda Series	P.046
Banquet Series	P.048
Chivari Series	P.054
Napoleon Series	P.055
Deluxe Series	P.056
Elegance Series	P.058
Prestige Series	P.060
Mandarin Series	P.064
Signature Series	P.074
Venetian Series	P.080
Theme Series	P.082
Noah Series	P.084
Arm Chair Series	P.086
Junior Series	P.090
Ergonomics Series	P.094

Metal Frame Profiles Aluminium

Foam Selections and Flammability Standards

Metal Finishes



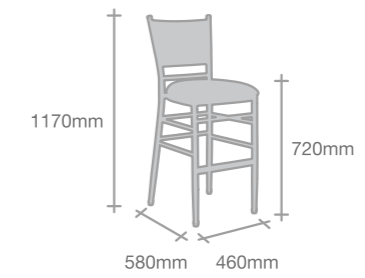
New Trend Series

Ultimate in advanced simulated bamboo design and produced in lightweight aluminium tubing, destined to be preferred by 5 star hotel's dining and banquet facilities as well as for intimate country club dining. It stacks 8 high, freestanding.

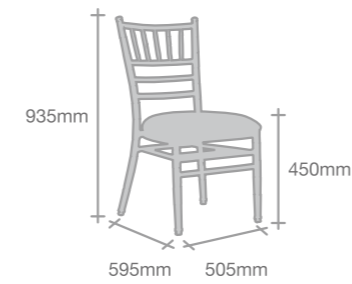
MODEL : B001



Dimensions :
580x460x720Hx1170H(mm)



Dimensions :
595x505x450Hx935H(mm)



MODEL : 31900-A

MODEL : 31900



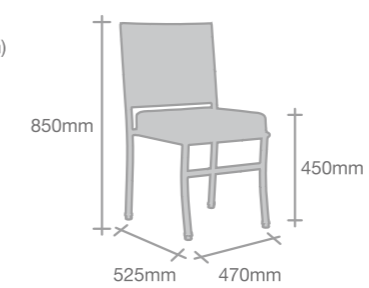
MODEL : 31700

New Trend Series

MODEL : 31700-A



Dimensions :
525x470x450Hx850H(mm)

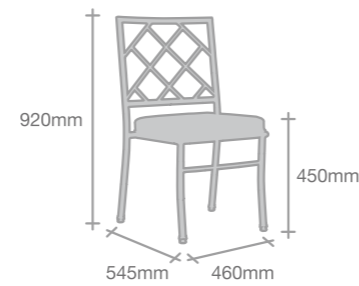


New Trend Series

MODEL : 32000



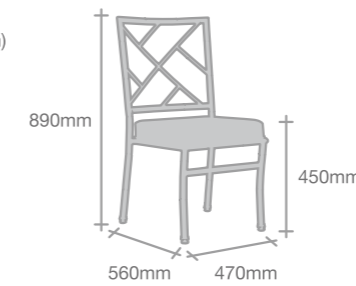
Dimensions :
545x460x450Hx920H(mm)



MODEL : 33000



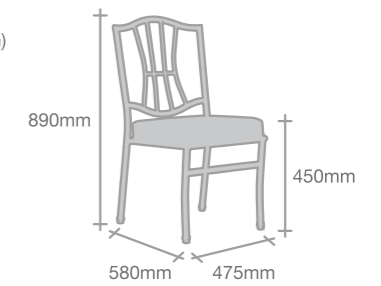
Dimensions :
560x470x450Hx890H(mm)



MODEL : 34000



Dimensions :
580x475x450Hx890H(mm)





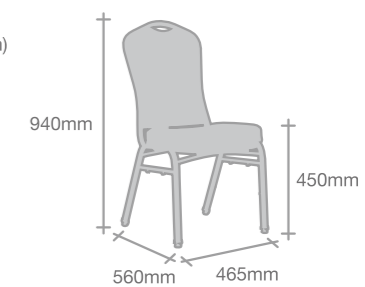
Fusion Series

The variety of back decorative design features different style of fashion.
Produced in light weight aluminium tubing and it stacks 12 high, freestanding.

MODEL : 31300



Dimensions :
560x465x450Hx940H(mm)





Fusion Series



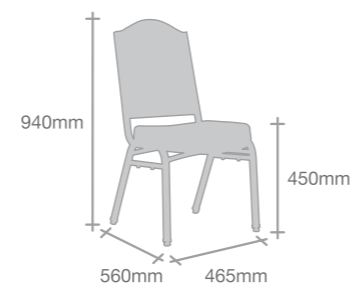
MODEL : 31000



MODEL : 31100



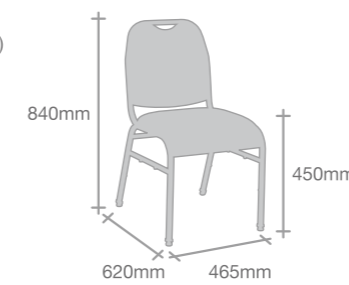
Dimensions :
560x465x450Hx940H(mm)



MODEL : 20000



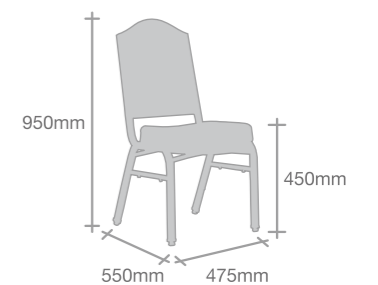
Dimensions :
620x465x450Hx840H(mm)



MODEL : 31800



Dimensions :
550x475x450Hx950H(mm)



Harmony Series

The Harmony series of stacking chairs add a new dimension to interior environments by the ornamentation of the chair's outside back.

The ornamentations are die stamped out of aluminum sheeting and then welded to the outside of the back frame.

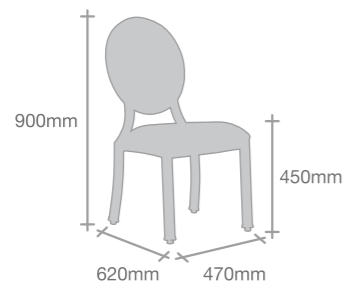


Harmony Series

MODEL : 80601



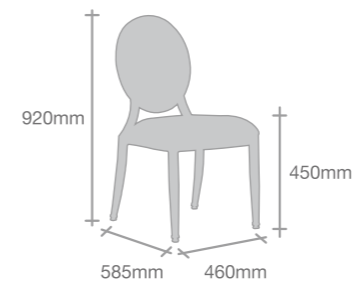
Dimensions :
620x470x450Hx900H(mm)



MODEL : 80400



Dimensions :
585x460x450Hx920H(mm)

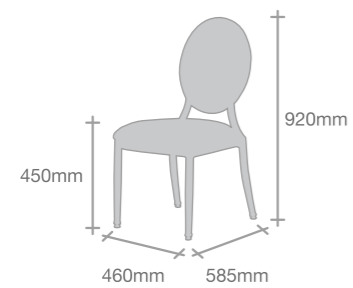


Harmony Series

MODEL : 80300



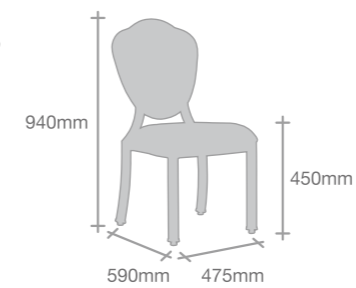
Dimensions :
585x460x450Hx920H(mm)



MODEL : 80800



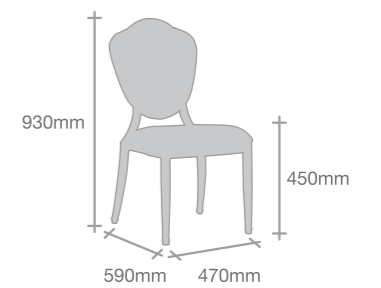
Dimensions :
590x475x450Hx940H(mm)



MODEL : 80801



Dimensions :
590x470x450Hx930H(mm)

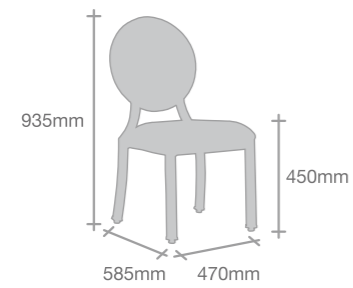


Harmony Series

MODEL : 80700



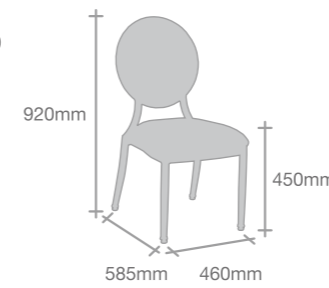
Dimensions :
585x470x450Hx935H(mm)



MODEL : 80900



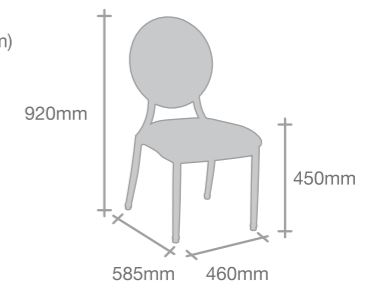
Dimensions :
585x460x450Hx920H(mm)



MODEL : 80901



Dimensions :
585x460x450Hx920H(mm)

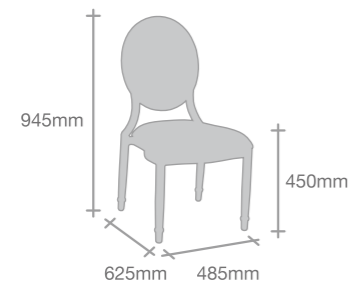


Harmony Series

MODEL : 80000



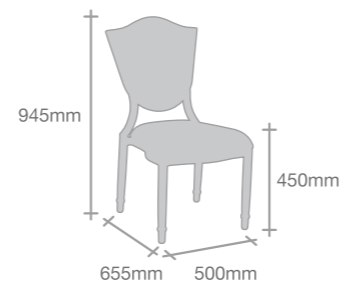
Dimensions :
625x485x450Hx945H(mm)



MODEL : 80100



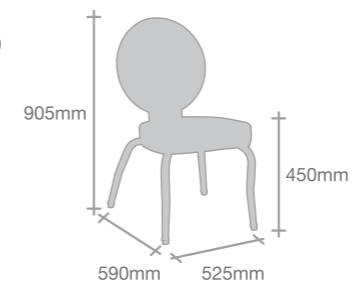
Dimensions :
655x500x450Hx945H(mm)



MODEL : 90800



Dimensions :
590x525x450Hx905H(mm)



MODEL : 90800



Premier Series

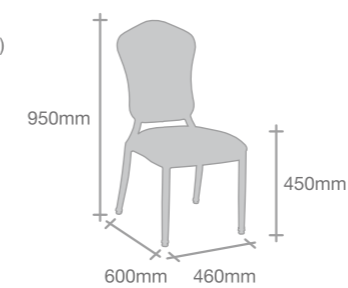
A new series of luxury all purpose seating for Conference Centers, Banquet Facilities and other Hospitality Interiors. It provides a perfect seating fit and balance posture with ideal ergonomic positioning.



MODEL : 80500



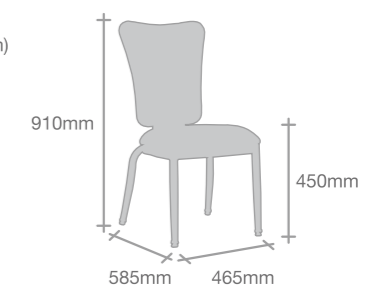
Dimensions :
600x460x450Hx950H(mm)



MODEL : 90400



Dimensions :
585x465x450Hx910H(mm)



Premier Series

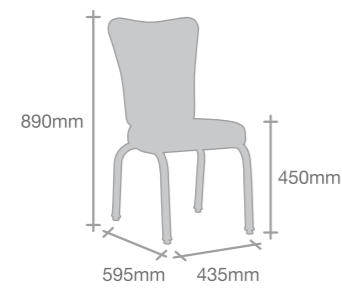
MODEL : 91300



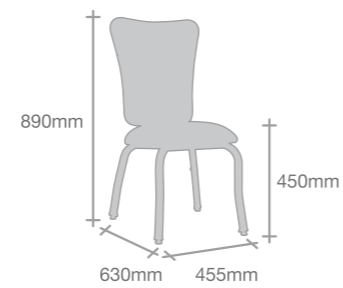
MODEL : 91301



Dimensions :
595x435x450Hx890H(mm)



Dimensions :
630x455x450Hx890H(mm)



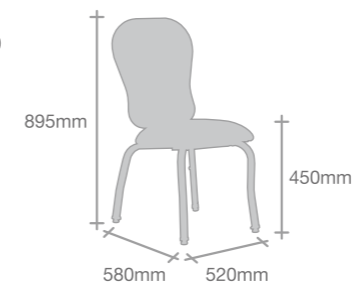
MODEL : 91101



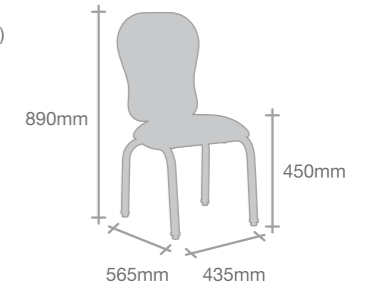
MODEL : 91100



Dimensions :
580x520x450Hx895H(mm)



Dimensions :
565x435x450Hx890H(mm)



Action Back Series

The integrated back flexes to adjust automatically to the individual's comfort requirement during extended seating periods





MODEL : 90100

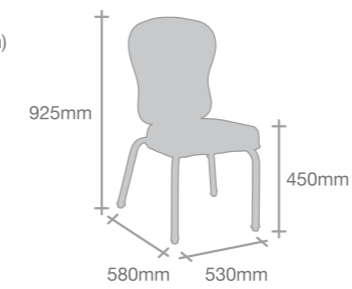


Action Back Series

MODEL : 90900



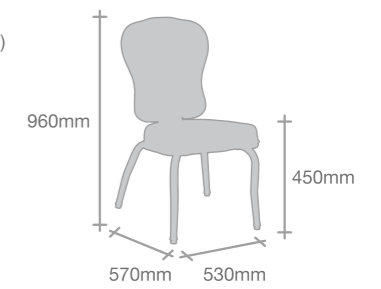
Dimensions :
580x530x450Hx925H(mm)



MODEL : 90500



Dimensions :
570x530x450Hx960H(mm)





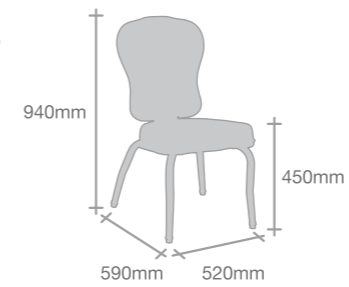
MODEL : 90300

Action Back Series

MODEL : 90700



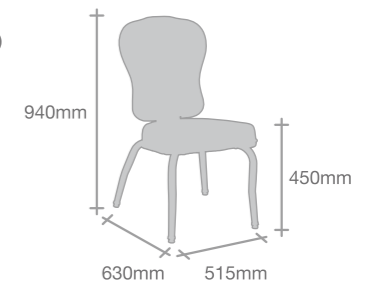
Dimensions :
590x520x450Hx940H(mm)




MODEL : 90600



Dimensions :
630x515x450Hx940H(mm)



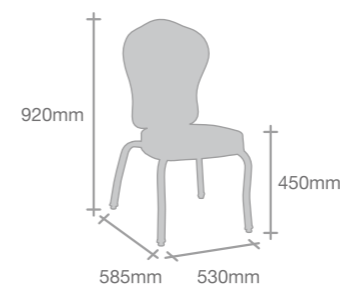
Action Back Series



MODEL : 90200



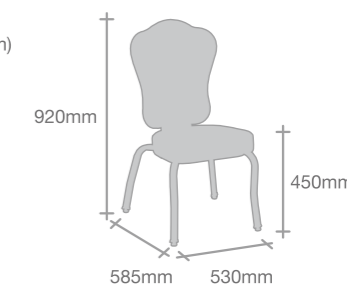
Dimensions :
585x530x450Hx920H(mm)



MODEL : 90202



Dimensions :
585x530x450Hx920H(mm)





Action Back Series

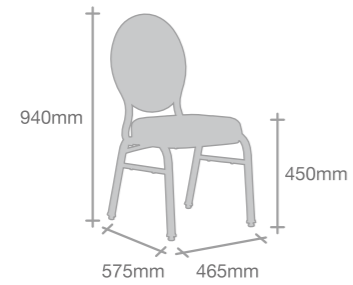
MODEL : 50800P



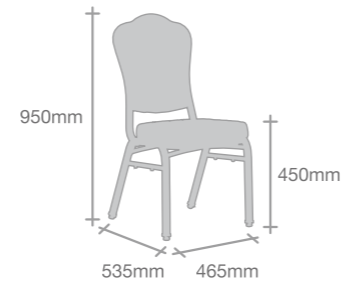
MODEL : 50000P




Dimensions :
575x465x450Hx940H(mm)



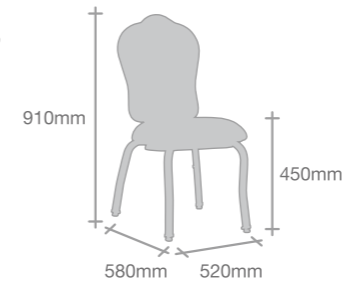
Dimensions :
535x465x450Hx950H(mm)



MODEL : 91201



Dimensions :
580x520x450Hx910H(mm)



Comfort Series

The new standard in stacking chairs.

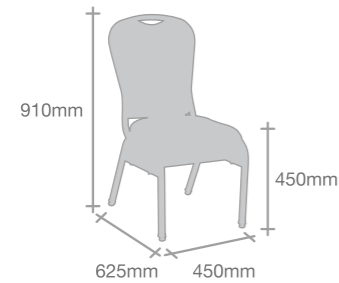
MODEL : 40500



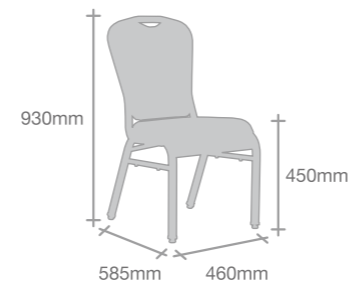
MODEL : 50500



Dimensions :
625x450x450Hx910H(mm)



Dimensions :
585x460x450Hx930H(mm)



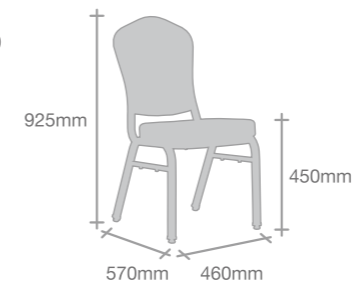
MODEL : 50200



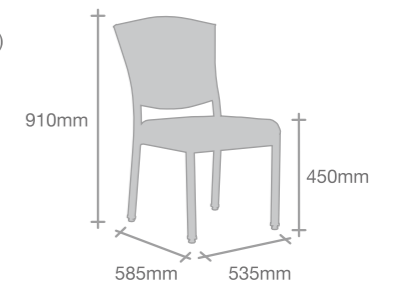
MODEL : 60700



Dimensions :
570x460x450Hx925H(mm)



Dimensions :
585x535x450Hx910H(mm)



Comfort Series

MODEL : 40400



MODEL : 50200M



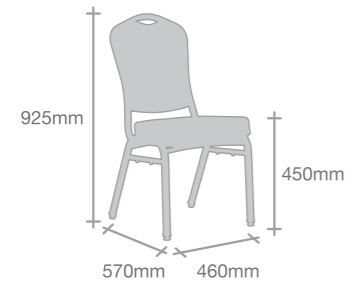
MODEL : 60600



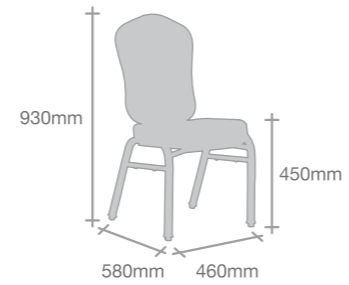
MODEL : 60600R



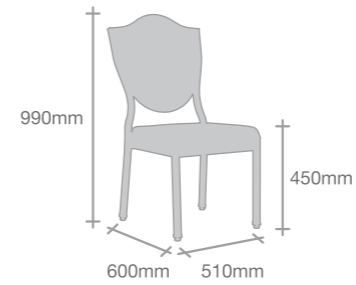
Dimensions :
570x460x450Hx925H(mm)



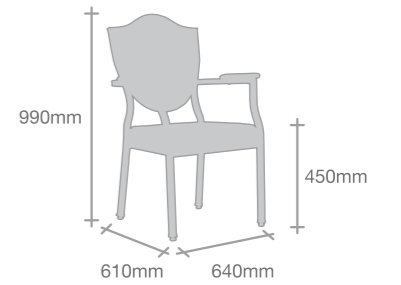
Dimensions :
580x460x450Hx930H(mm)



Dimensions :
600x510x450Hx990H(mm)



Dimensions :
610x640x450Hx990H(mm)



Marina Series

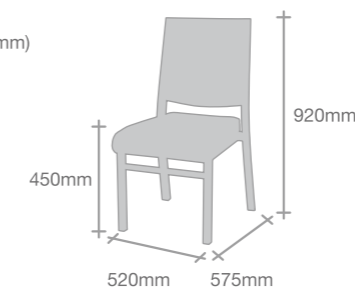
Elegantly designed with reinforced frame available in choice of powercoat and satin brush finishes.



MODEL : 70400



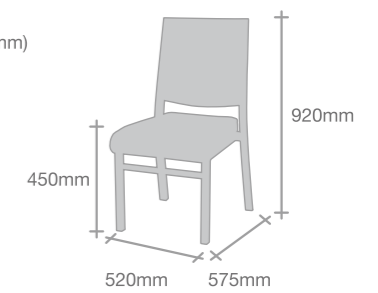
Dimensions :
575x520x450Hx920H(mm)



MODEL : 70400-A



Dimensions :
575x520x450Hx920H(mm)



Denver Series

The high seat back features the extra comfort seating.

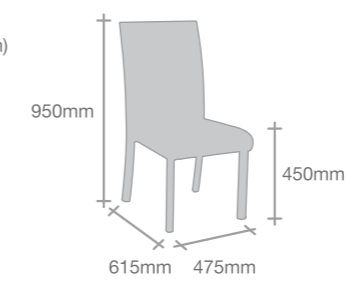
MODEL : 22500



MODEL : 70500



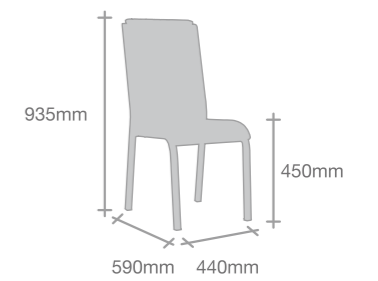
Dimensions :
615x475x450Hx950H(mm)



MODEL : 70300



Dimensions :
590x440x450Hx935H(mm)





Denver Series

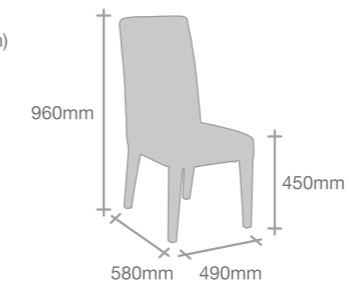
MODEL : 22900



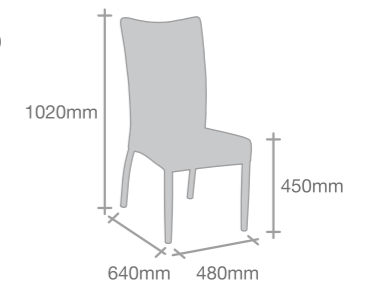
MODEL : 22800



Dimensions :
580x490x450Hx960H(mm)



Dimensions :
640x480x450Hx1020H(mm)



Bermuda Series

Composite with decorative back with fashionable patterns.




MODEL : 31400



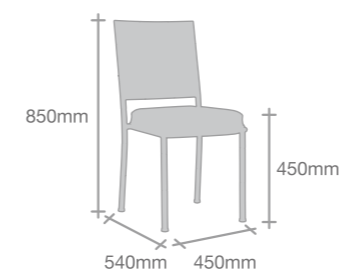
MODEL : 31500



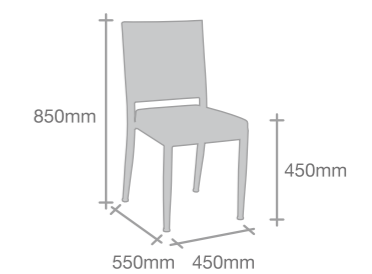
MODEL : 31600



Dimensions :
540x450x450Hx850H(mm)



Dimensions :
550x450x450Hx850H(mm)



Banquet Series

Durable and light weight aluminium frame construction and will stack more than 10 chairs high. Deluxe foam padded seats and backs provide maximum sitting comfort.



MODEL : 30500



MODEL : 30300




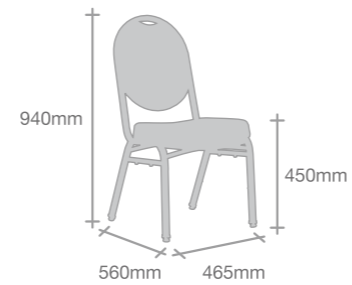
MODEL : 30400



MODEL : 30600



Dimensions :
465x560x450Hx940H(mm)



Integral retractable ganging mechanism



Banquet Series



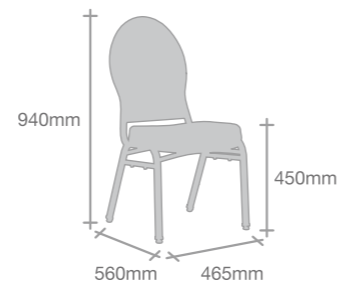
MODEL : 30100



MODEL : 30200



Dimensions :
560x465x450Hx940H(mm)



MODEL : 30800



MODEL : 30900



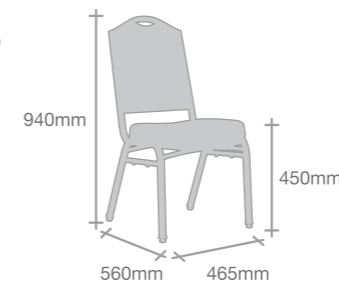
MODEL : 30700



MODEL : 30800



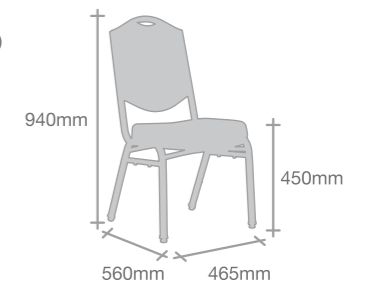
Dimensions :
560x465x450Hx940H(mm)



MODEL : 30700



Dimensions :
560x465x450Hx940H(mm)

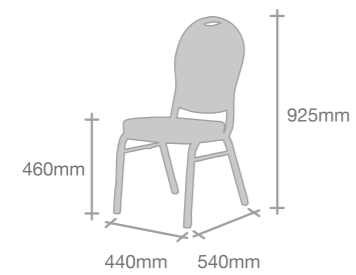


Banquet Series

MODEL : 310



Dimensions :
540x440x460Hx925H(mm)

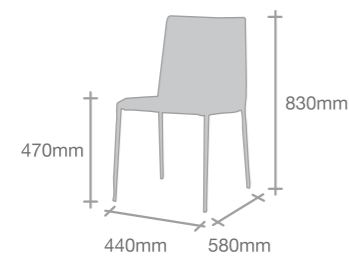


Deluxe Series

MODEL : 3094



Dimensions :
580x440x470Hx830H(mm)



Reinforced Tube-in-Tube Structure

Reinforced Parts



Specifications

- Contour design
- 1.8mm casted aluminium seat & back with integrated molded foam
- Seat foam thickness 40mm
- Fire-retardant treated foam
- "Tube-in-Tube" reinforced legs

Outer aluminium tube 19mm dia. 3mm thick
Inner aluminium tube 12.7mm dia. 1.5mm thick
- Stacking capacity : 7 pieces per stack
- Metal finish : Polished mirror finish or backed epoxy power coated finish

Elegance Series

A new series of luxury all purpose seating for conference centers, banquet facilities and other hospitality interiors. The introduction of this series is more than just inviting, it instantly creates a new level of user comfort.



MODEL : 3081



MODEL : 3070



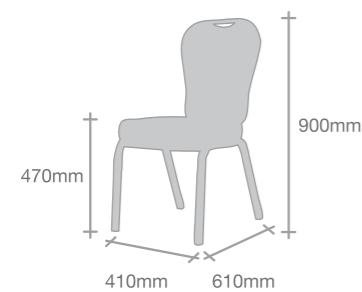
MODEL : 357A



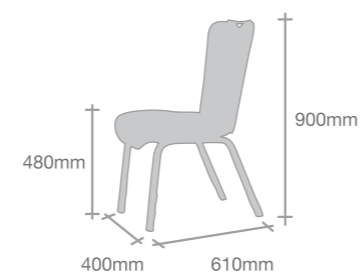
MODEL : 340B



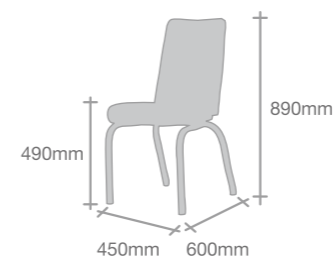
Dimensions :
610x410x470Hx900H(mm)



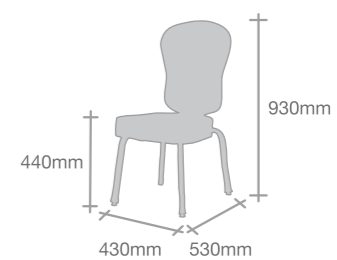
Dimensions :
610x400x480Hx900H(mm)



Dimensions :
600x450x490Hx890H(mm)



Dimensions :
530x430x440Hx930H(mm)

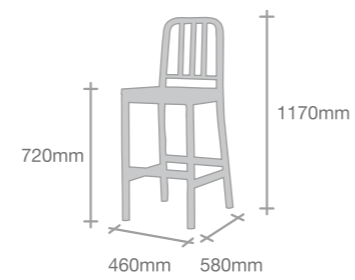


Prestige Series

MODEL : 3061



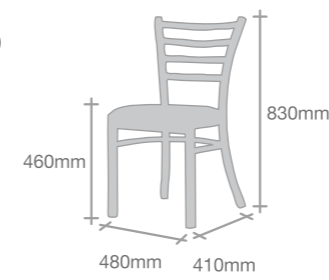
Dimensions :
580x460x720Hx1170H(mm)



MODEL : FH2304



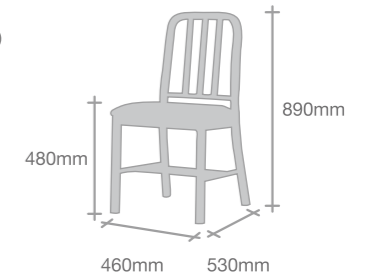
Dimensions :
410x480x460Hx830H(mm)



MODEL : 3060



Dimensions :
530x460x480Hx890H(mm)



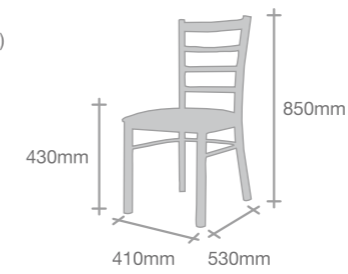


Prestige Series

MODEL : FH2137



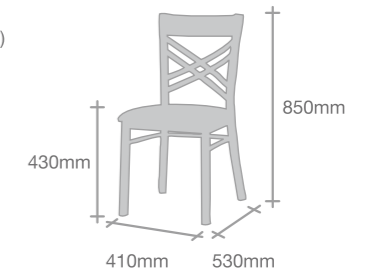
Dimensions :
530x410x430Hx850H(mm)



MODEL : FH2130



Dimensions :
530x410x430Hx850H(mm)

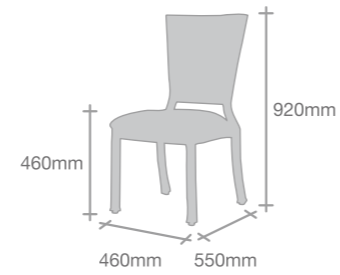


Mandarin Series



MODEL : 3075B

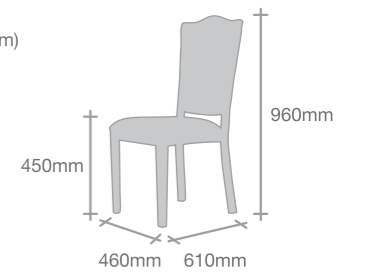
Dimensions :
550x460x460Hx920H(mm)



MODEL : 380A



Dimensions :
610x460x450Hx960H(mm)

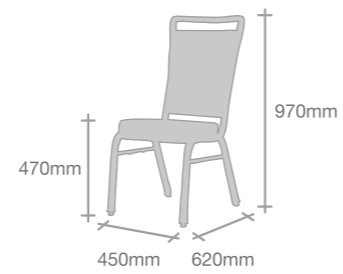


Mandarin Series



MODEL : 3028

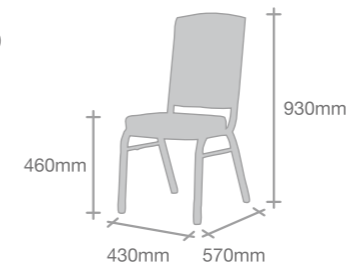
Dimensions :
620x450x470Hx970H(mm)



MODEL : 376A



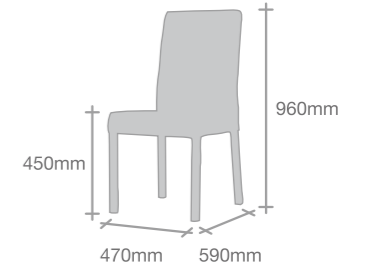
Dimensions :
570x430x460Hx930H(mm)



MODEL : FH207F



Dimensions :
590x470x450Hx960H(mm)

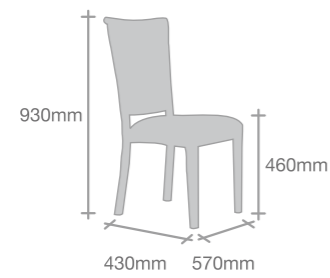


Mandarin Series

MODEL : 370



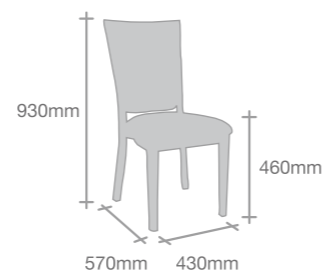
Dimensions :
570x430x460Hx930H(mm)



MODEL : 393



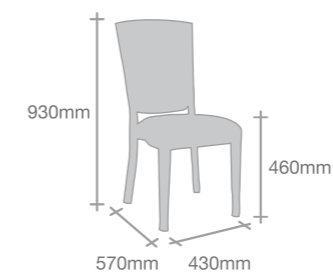
Dimensions :
570x430x460Hx930H(mm)



MODEL : 396



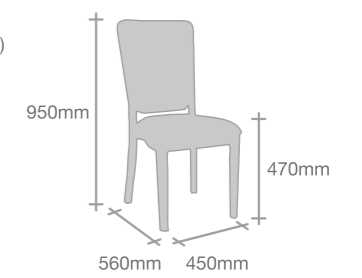
Dimensions :
570x430x460Hx930H(mm)



MODEL : 390



Dimensions :
560x450x470Hx950H(mm)

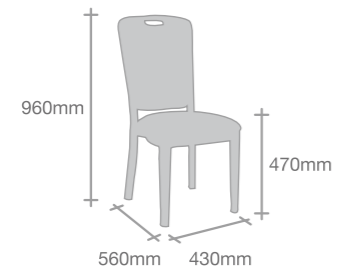


Mandarin Series

MODEL : 391



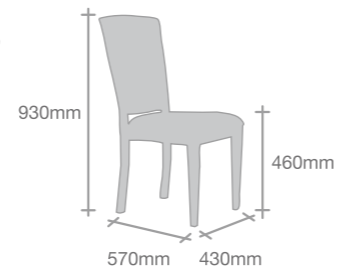
Dimensions :
560x430x470Hx960H(mm)



MODEL : 373



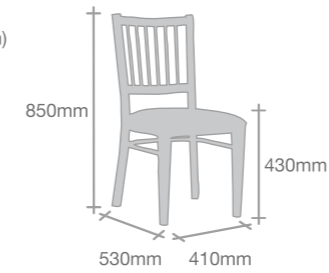
Dimensions :
570x430x460Hx930H(mm)



MODEL : FH2158



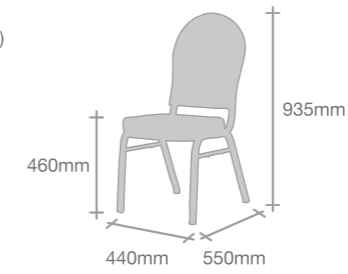
Dimensions :
530x410x430Hx850H(mm)





Signature Series

Dimensions :
550x440x460Hx935H(mm)



MODEL : 331

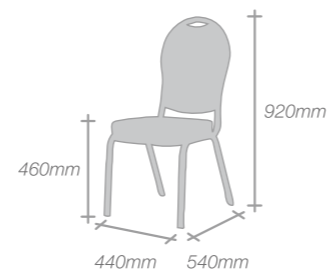


Signature Series

MODEL : 3044



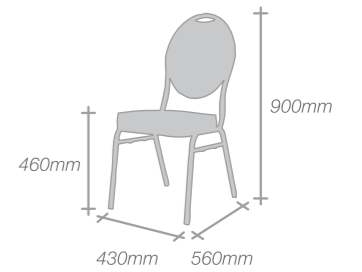
Dimensions :
540x440x460Hx920H(mm)



MODEL : FH2106



Dimensions :
560x430x460Hx900H(mm)



Signature Series

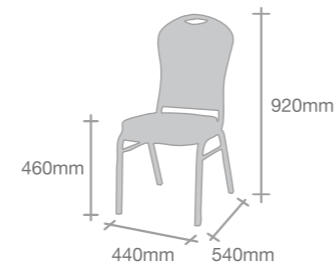
MODEL : 305A



MODEL : 305



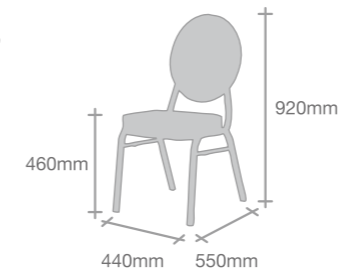
Dimensions :
540x440x460Hx920H(mm)



MODEL : 348



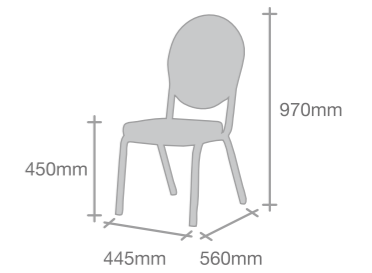
Dimensions :
550x440x460Hx920H(mm)



MODEL : 352



Dimensions :
560x445x450Hx970H(mm)

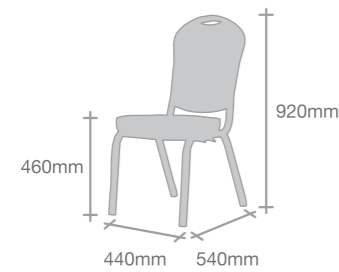


Venetian Series

MODEL : 305C



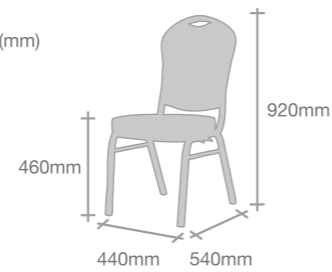
Dimensions :
540x440x460Hx920H(mm)



MODEL : 305D



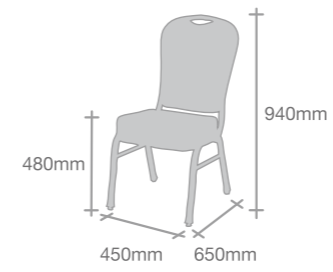
Dimensions :
540x440x460Hx920H(mm)



MODEL : 349V



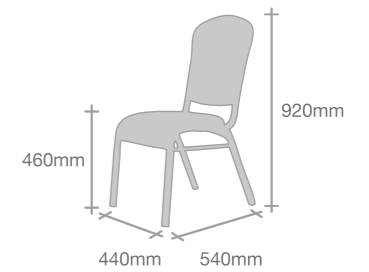
Dimensions :
650x450x480Hx940H(mm)



MODEL : 358



Dimensions :
540x440x460Hx920H(mm)



Theme Series

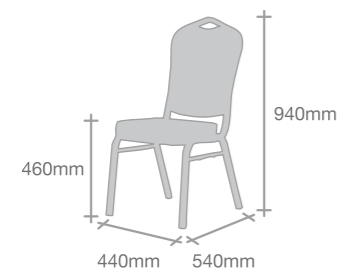
MODEL : FH309



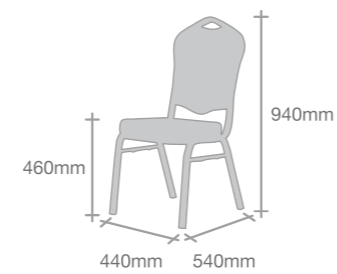
MODEL : 353



Dimensions :
540x440x460Hx940H(mm)



Dimensions :
540x440x460Hx940H(mm)



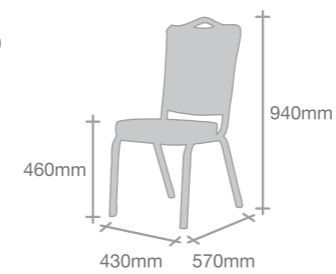
MODEL : 344



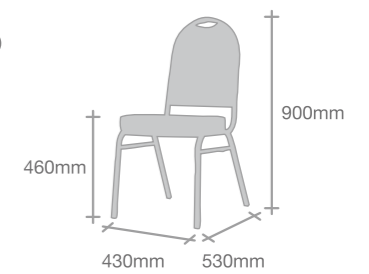
MODEL : FH2038



Dimensions :
570x430x460Hx940H(mm)



Dimensions :
530x430x460Hx900H(mm)



Noah Series

MODEL : 3049



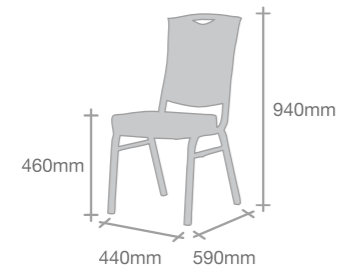
MODEL : 329



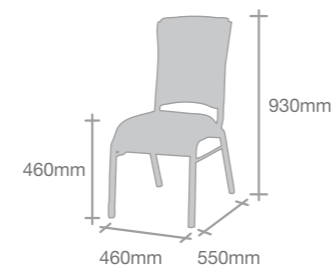
MODEL : 309



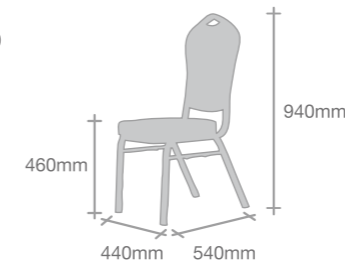
Dimensions :
590x440x460Hx940H(mm)



Dimensions :
550x460x460Hx930H(mm)



Dimensions :
540x440x460Hx940H(mm)



Ergonomics Series



B153A01
51x 62 x 95/107



D132A01
51x 62 x 92



B154A01
49x 59 x 93/103



Ergonomics Series



A161A01



A164A01



A161A02



A180A01



A180A01



B163A01



B163A01



A192A01



A194A01



B164A01



B164A01



B164A01



A195A01



B161A01



B162A01

Ergonomics Series



A212A01



B212A01



A211A01



B211A01



D212A01



D211A01



D119A01 47.5 x 57.5 x 88



D119A02 47.5 x 57.5 x 88



B176A02



B176A01



B176A01 48.5 x 58x 90/100



B176A02 48.5 x 58x 85/95

Ergonomics Series



A186B01
52 x 62.5 x 115/124



A211B01



A210A01



A195B02
48.5 x 60 x 125/135



B210A01



B165B01
48.5 x 60 x 106/116



B150A02
48 x 60 x 100/108.5



B159A02
50 x 60 x 102.5/111



B163B02
51 x 59.5 x 102/112




B154A03
50 x 58 x 93/101.5

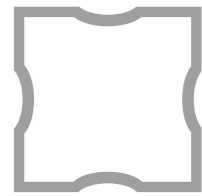


B163B01
51 x 62 x 102/112


Metal Frame Profiles Aluminium




A-001
Aluminium
Square, Plain
25 x 25 x 2.0mm




A-002
Aluminium
Square, Star (I)
25 x 25 x 2.0mm




A-003
Aluminium
Square, 2 sides Reed
25 x 25 x 2.0mm




A-004
Aluminium
Square, 4-edged (I)
25 x 25 x 2.0mm




A-005
Aluminium
Square, 4 sides Reed
25 x 25 x 2.0mm




A-006
Aluminium
Square, 4-edged (II)
25 x 25 x 2.0mm




A-007
Aluminium
Square, Star (II)
25 x 25 x 2.0mm



A-008
Aluminium
Round, Plain
Dia. 25 x 2.0mm



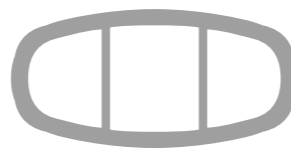
A-009
Aluminium
Round, Plain
Dia. 32 x 2.0mm



A-010
Aluminium
Round, Reed
Dia. 32 x 2.0mm



A-011
Aluminium
Trapezoid, Plain
25 x 37 x 2.0mm



A-012
Aluminium
Oval, Plain
19 x 38 x 2.0mm




A-013
Mild Steel
Square, Plain
19 x 19 x 1.5mm

Foam Selections and Flammability Standards



High Density Molded Foam



High Density Cut Foam

Flammability Standards

- California 117
- British Standard BS5852
- British Standard BS7176

Foot Glides

Triple Umbrella Glide, Designed for heavy duty contract use

S3G (Front leg)
Suitable for 25 x 25mm metal frame

(Back leg)



R3G
Suitable for Dia. 25mm frame



Standard Plastic Glides

S25G
Suitable for 25 x 25mm metal frame




S19G
Suitable for 19 x 19mm metal frame



Metal Finishes


Finish colour




N-01 Silver



N-02 Clear



N-03 Green gold



N-04 Clear gold



N-05 Champagne



N-06 Red gold




N-07 Copper



N-08 Clear Red



N-09 Classis bronze coating



N-10 Coffee coating




N-11 Wood grain coating




N-12 Black coating




H-84




H-86




FB-507




H-85




FB-510




FB-508



FB-069




FB-064A




FB-191A



FB-505



FB-517



WY-102



FB-509




FB-613




FB-615




FB-611




FB-618



FB-612



FB-623



FW-803




FW-801




FB-513A




FW-802




FB-627



FB-620




FB-629



FB-610




FB-628



FB-062



CB-01



F003A



GD-09